

GALE IN CONTEXT: ELEMENTARY



SPARK YOUR 3-5 YEAR OLD'S CURIOSITY

You don't need to know everything to encourage your child's desire to learn. When something captures your young learner's attention, use ***Gale In Context: Elementary*** to build knowledge and explore the world together.

GREAT RESOURCES FOR KIDS AND PARENTS

Animals, art, people, technology, and more—build your child's knowledge and interest in just about any topic!

- Simple **Book Articles** and **Quick Facts**
- Full text **Magazines** and **News** including recent articles from *Highlights High Five* and *Let's Find Out*
- Thousands of **Pictures** and hundreds of **Videos**

 Turn interface **Sound on** or click the  tool to have individual results read aloud to your child. Or, Sound on use the instructions below to explore with your child.

Access *Gale In Context: Elementary* 24/7 at

✓ BEFORE YOU START

Consider Your Energy

If you're too tired or busy, allow your child to use *Gale In Context: Elementary* in a more self-directed manner. Wait for another opportunity to explore.

Adapt

You know your child better than anyone. If part of the activity will not work, leave it out or make changes to better suit your child.

Have Fun

Create positivity around learning. Stop or change topics if your child isn't enjoying the experience. There will be many opportunities to learn together.

🔍 OBSERVE

Head outside with your child. If possible, get down on their level, and explore together. Look around for insects, plants, or animals that capture your child's attention.

If the weather is not suitable for a trip outdoors, try a virtual trip to a zoo or museum, ask your librarian for recommendations of books with fun characters or settings that absorb your child's interest, or simply look out your window together and examine the plants, vehicles, rain, or snow together.

? WONDER

Conversation is a critical part of learning, so ask your child about the things they see. Talk about what things look like up close and far away. Question what things can do or will do next; where they are and how they got there; what living things they will encounter, or nonliving things they may work with, etc.

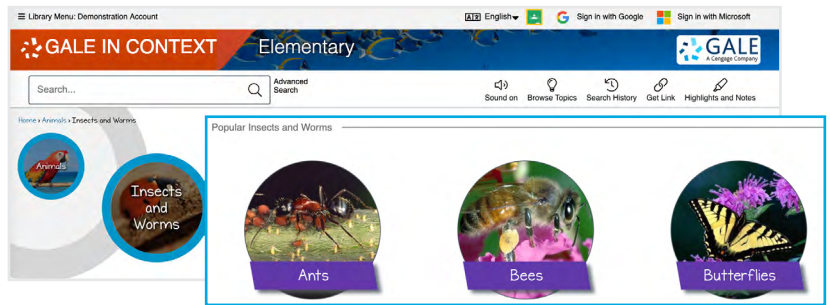
If your child notices a bee in a garden, you could talk about what the bee looks like (including its body parts and wings), and think of other insects with similar appearance or movements. Or, ask your child what they see the bee doing, or why it keeps landing on flowers. Ask what your child wonders about bees, and note any questions they have.

EXPLORE

Access *Gale In Context: Elementary* with your library card at

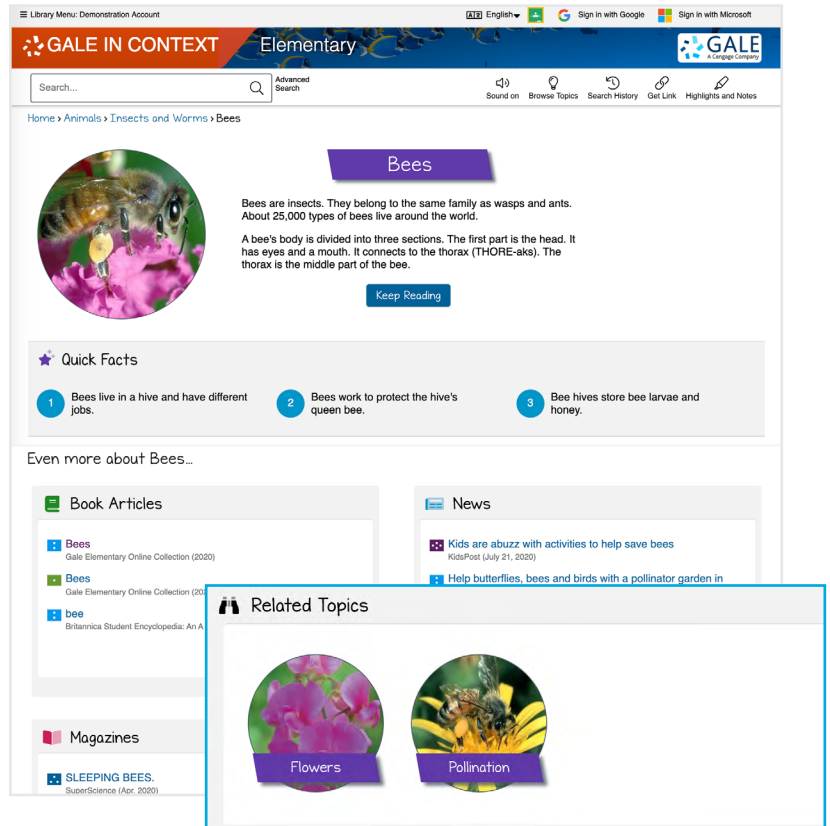
1. Enter search terms related to your child's questions, or browse through topics on the homepage.

Select the **Animals** topic on the homepage, then choose **Insects and Worms**, and access **Bees**.



2. Discover results with your child. Read **Quick Facts** available on topic pages. **Keep Reading** topic overviews, or click to access **Book Articles** of interest. Scan pages and read a couple of key points about the topic to answer and inspire more questions.

Bees' bodies are covered in hairs that collect pollen from flowers. Bees eat flower nectar and turn that nectar into honey in their stomachs.



3. Keep exploring for as long as desired! Open pictures that show more variety or closer views than what you observed. Read magazine and news articles, and watch short videos, if available.

Access the **Related Topic** page about **Pollination**. View a **Video** that discusses the process and mentions other pollinators like butterflies

EXPAND

If your child seems ready to move on, follow their lead. Encourage extended learning another time.

Create Art or a Story: Draw, paint, or tell a story with your child. Include characters and settings related to the topics you've investigated.

Move and Imagine: Pretend to be something related to the topic you've explored. Move or wiggle like the thing or come up with related dances and songs for a music party.

Play a Game: Have a scavenger hunt. Walk together and count the number of times you see the thing you explored (or similar/related concepts). Talk about what you learned as you go.

Encourage Exploration: Turn *Gale In Context: Elementary's* **Sound on** and allow your child to explore **I wonder** questions on the homepage. There are no ads or paywalls—your child is learning in a safe environment.